

Comprehensive Cancer Care in a Critical Access Hospital:

Bringing comprehensive cancer care
home to rural America



BRECKINRIDGE HEALTH, INC.

Elevating health equity...

Addressing disparities of access...

Expanding hospital capacity.

Providing Comprehensive Cancer
Care in the Critical Access
Hospital Setting:
A Pilot Project

Mitchell Berenson, MPH,
CEO, Community Infusion Solutions
Angel Portman, BSN, RN,
CEO, Breckinridge Health, Inc.

In Collaboration with Cancer Support Community

WHY NOT MORE CANCER CARE IN RURAL?

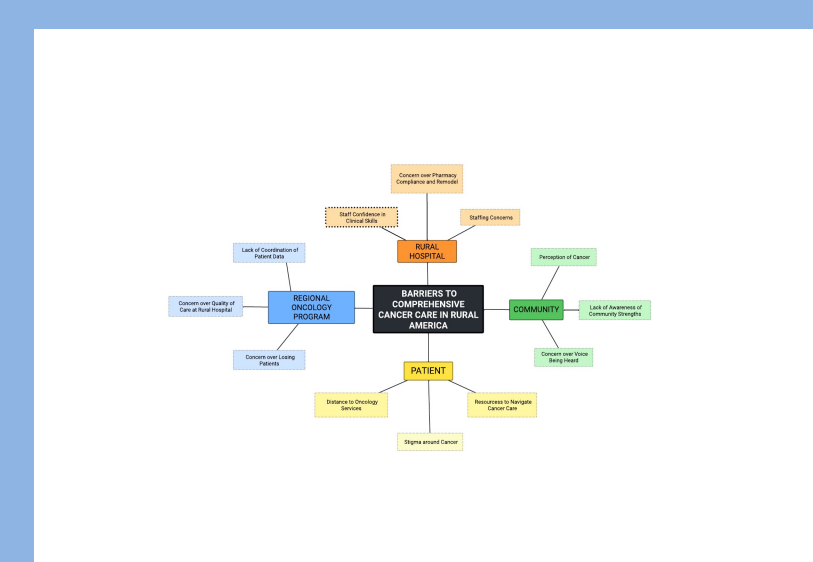
Rural Hospitals Have Great Potential and Great Challenges

- ✓ 631 or about 30% of rural hospitals are at risk of closure in the near future¹
- ✓ 70% of rural hospitals currently do not offer oncology services²

Traveling greater than 30 miles to receive cancer treatment negatively influences survival, diagnosis, outcome, quality of life, appropriate treatment and treatment compliance.³

Cancer in Rural America is a Worthy Opponent

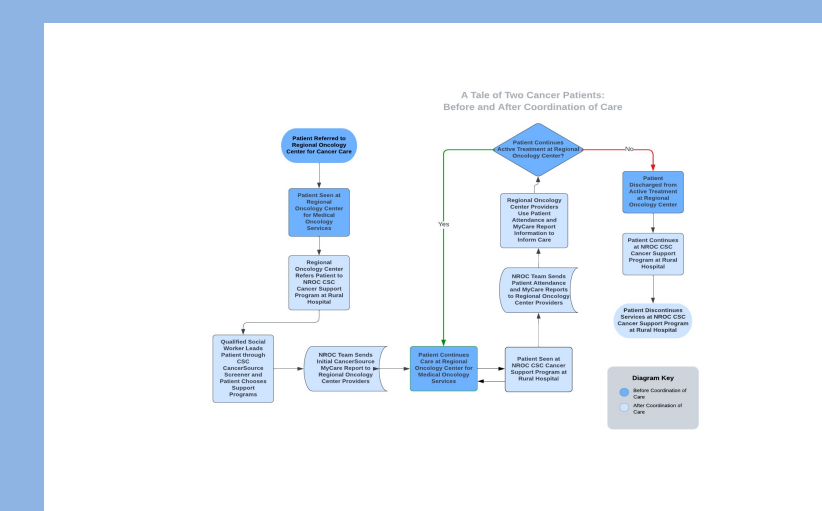
- ✓ Cancer death rates are higher⁴
- ✓ Lower rates of cancer screening⁵
- ✓ Patients exhibit history of more health behaviors associated with cancer⁶



Barriers to Care Can Be Torn Down

- ✓ Cancer support services improve patient outcomes⁶
- ✓ Oncology Infusion Services can generate an average of \$500,000 net margin annually for a typical Critical Access Hospital
- ✓ Critical Access Hospitals can receive support at board, leadership and clinical levels to build a sustainable oncology program
- ✓ Rural hospital pharmacies can become compliant for medical oncology
- ✓ Community involvement can be gained

A Tale of Two Patient Journeys: Care Coordination

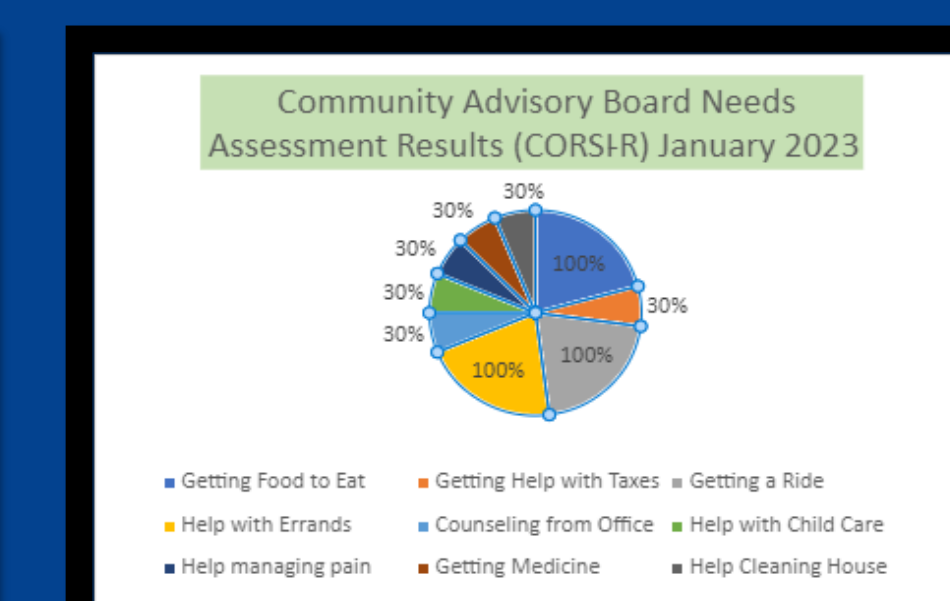
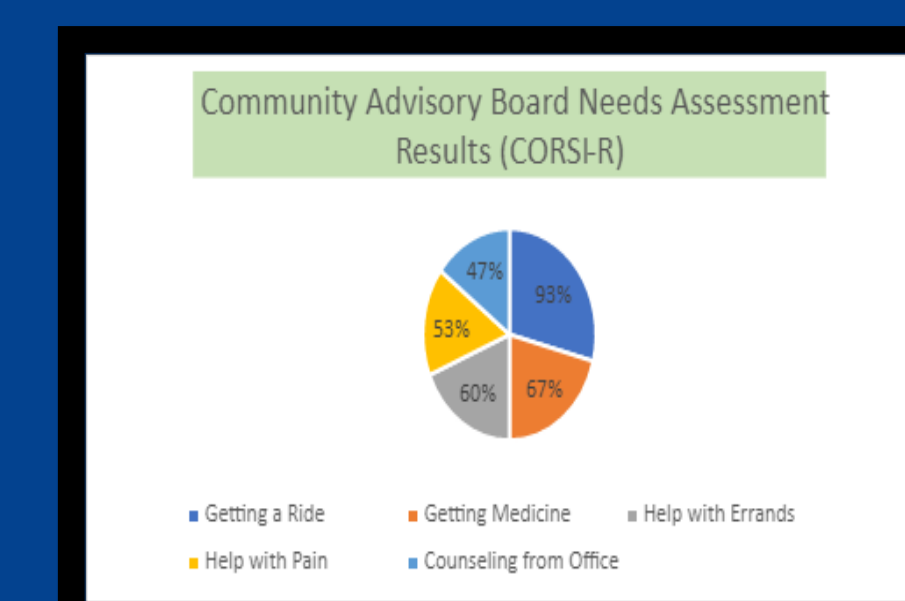


HOW?

- ✓ Community Advisory Board community engagement model
- ✓ Collaboration with a Regional Oncology Program oncology leadership and providers
- ✓ Cancer Support Community oncology supportive care services fully integrated partner of multidisciplinary patient care team
- ✓ Comprehensive and Ongoing Program Awareness & Marketing Plan
- ✓ Oncology Pharmacy Build Out
- ✓ Oncology Infusion Program

TAKE AWAYS?

- ✓ Measured adoption of cancer support programs
- ✓ Initial patients in advanced stages of disease
- ✓ Multipronged program awareness at both local and regional levels vital
- ✓ Social workers at regional cancer centers most responsive to send referrals
- ✓ Communities know best what their patients need



- ✓ Community driven awareness and program determination critical for success

NEXT STEPS?

- ✓ Grant funding to explore pharmacy expansions; further data collection, analysis, and reporting of cancer program participant engagement and satisfaction; effect of community engagement on patient engagement and outcomes
- ✓ Collaboration with team of researchers to advance, disseminate, and drive success
- ✓ Continued expansion to other rural hospitals

...increasing access to care
...demonstrating excellence
in hospital management
...increasing revenue

